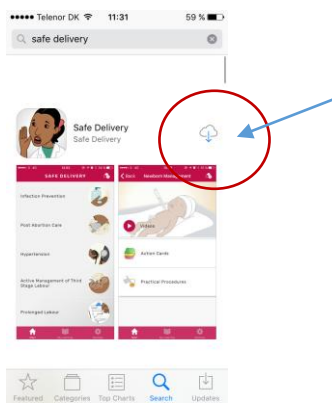


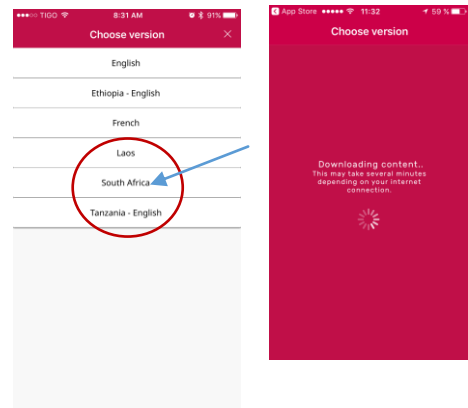
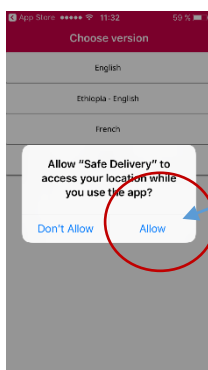
## GUIDE TO DOWNLOAD THE SAFE DELIVERY APP iTunes App Store

- A. Open your App Store.
- B. Enter "Safe Delivery".
- C. Find the Safe Delivery App, and
- G. Select "Allow" to allow "Safe Delivery" to send you notifications.
- H. Select the South African version of the Safe Delivery App to download. This may take several minutes – please be patient.

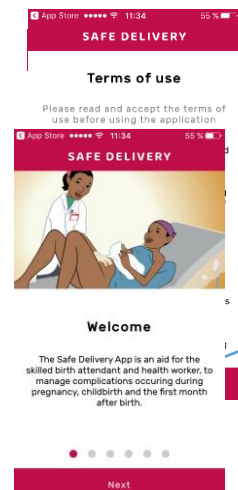


select for download:

- D. Enter your personal Apple ID code (If asked for).
- E. Once downloaded, you can find the app on your phone. Look for the icon and open the app, or click "open" in your App Store.
- F. Select "Allow" to allow "Safe Delivery App" to access your location while you use the app:



- I. Click "Accept" to continue and then "Next" till you reach the "User profile questions":



- J. Fill in the questionnaire until you reach the content of the Safe Delivery App:

K. Start using all the features of the  
"Safe Delivery App

